

Info folder for the Re-certification as Senior Project Manager pma/IPMA® Level B

1	General information	2
1.1	Aims	2
1.2	Overview of the re-certification process	2
1.3	Requirements for the re-certification	2
1.4	Accepted education/training activities	2
2	Application for re-certification.....	3
2.1	Aims	3
2.2	Application process.....	3
3	Payment details	22
4	Consent or declaration of consent under data protection law for participation in the pma (re-)certification programme (independent certification body of pma - Projekt Management Austria)	22
5	Information on Exercising the Right of Revocation - Cancellation Policy.....	23
6	Re-Certification process.....	23
6.1	Submission of documents	23
6.2	Review of submitted documents	24
6.3	Issuance of invoice for the re-certification	24
6.4	Issuance and transmission of the certificate	24
7	Appendix.....	24

Basis for re-certification (in the following order):

- Info folder re-certification pma/IPMA® Level B Senior Project Manager
- methods & processes of the latest pm baseline
- ICB® – IPMA® Competence Baseline, version 4.0, English

All documents can be downloaded from www.pma.at free of charge.

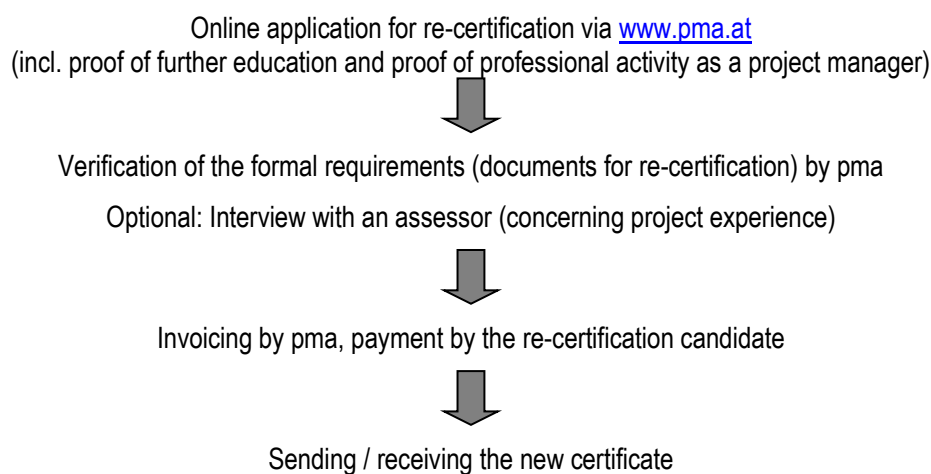
In the event of any enquiries please contact: zertifizierung@p-m-a.at

1 General information

1.1 Aims

- Maintenance of qualification of certified project managers

1.2 Overview of the re-certification process



1.3 Requirements for the re-certification

Certificate

- Valid certificate as Senior Project Manager pma/IPMA® Level B

Knowledge

- Evidence of continuing professional development (education and/or training in project management) of at least **175 hours** since certification/last re-certification, over the entire term.

Experience

- Verification of professional/business activities as project manager of complex projects since certification/last re-certification of **50% within the certificate's validity** (in case of overlaps of projects, only one project will be counted).

1.4 Accepted education/training activities

Participation in events or productive work on topics related to project management is counted as follows:

- Training at university or at an institute of higher education: One hour of attendance is equivalent to one hour of training for the re-certification. Acquired diplomas may entitle to additional credit.
- Training in project management: One hour of attendance is equivalent to one hour of training for the re-certification.

- Participation in conferences or symposia: One hour of attendance is equivalent to one hour of training for the re-certification.
- Training organised by/with your company: One hour of attendance is equivalent to one hour of training for the re-certification.
- Conduction of presentations, seminars or lectures with documents prepared by yourself: up to 60 hours will be counted per re-certification process.
- Publication of books, papers, articles or blogs: 3 written pages are equivalent to one hour of training for the re-certification. Up to 60 hours will be counted per re-certification process.
- Independent studies: up to 60 hours will be counted per re-certification process.
- Assessor activities for **pma/IPMA®**: One assessment is equivalent to 5 hours of training for the re-certification. Up to 80 hours will be counted per re-certification process.
- In individual cases further subject-specific activities and trainings will be accepted. One hour of attendance is equivalent to one hour of training for the re-certification. Up to 40 hours will be counted per re-certification process.

2 Application for re-certification

2.1 Aims

- Update of contact details/information from the re-certification candidate
- Check if the candidate fulfils the requirements for the re-certification (see 1.3)

2.2 Application process

Login on www.pma.at:

- On the pma website www.pma.at click on **Certification > Recertification** and select the button "**Re - Certification**".

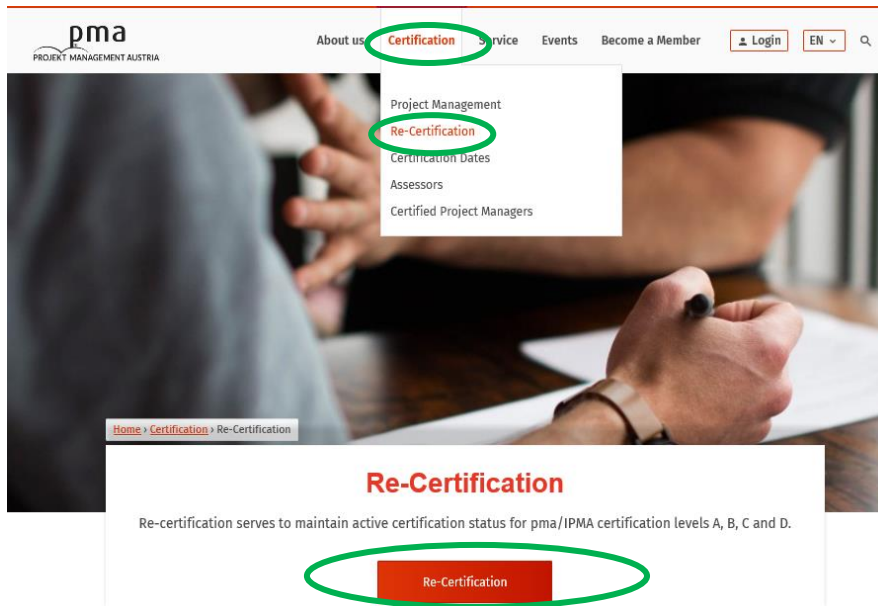


Figure 1: Selection recertification on the pma website

- Enter your **login** data (email address). If you have not yet logged in to the new pma website www.pma.at, please request a **new password**.

Login

If you are already certified or you have a user account, please use your existing account. A new registration is not necessary.
If you have any questions, please send us a mail to office@pma.at.

Email

Password

[Login](#) [Forgot password ...](#) [Register as new user ...](#)

[pma Website](#)

Figure 2: Login with email address and password

The online registration takes place in 16 steps:

Please note that each individual step/section of your registration (e.g. entry of master data, invoice, Self-assessment,...) must be saved by pressing the **"Save" button**, so that the data you have entered is **permanently available** and you can continue or **complete your recertification process at a later point in time**.

Step 1: Specify certification information:

- After you have logged into the Self Service Tool, select the menu item **Certification > Certificates** and select **"Start recertification process"**.

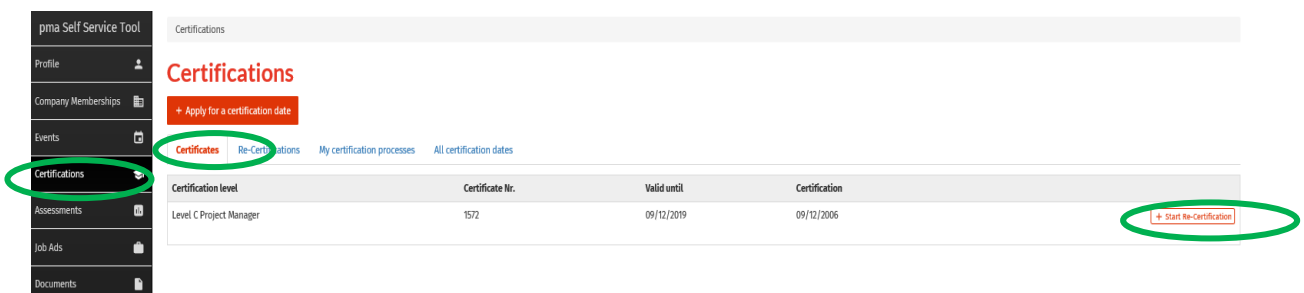


Figure 3: Start re-certification process

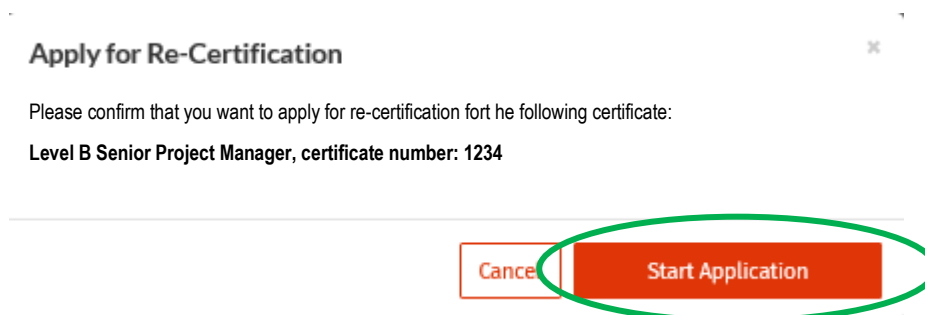
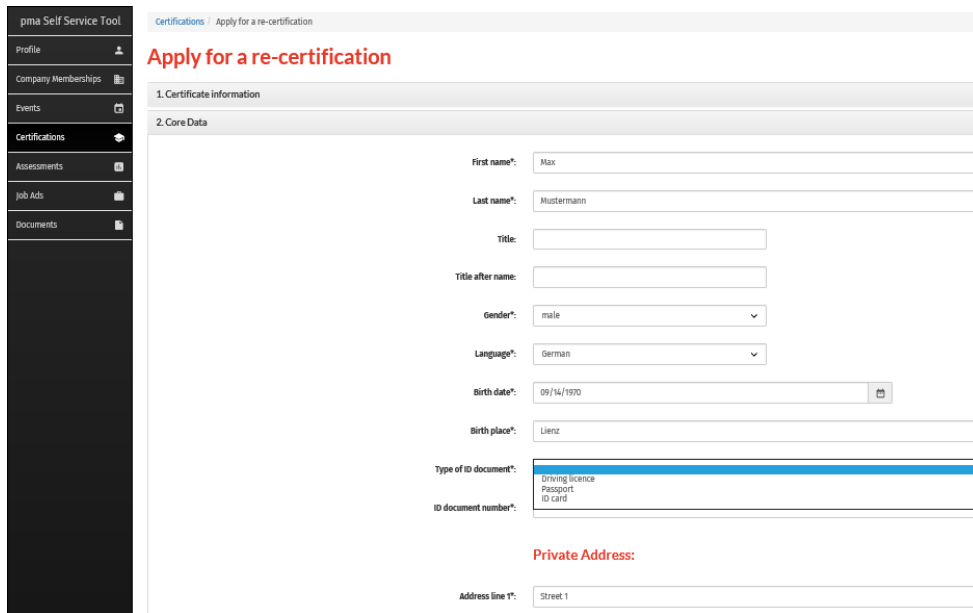


Figure 4: re-certification application begin

Step 2: Update master data:

- Updating the contact information/information of the recertification candidate



pma Self Service Tool | Certifications / Apply for a re-certification

Apply for a re-certification

1. Certificate information

2. Core Data

First name*: Max

Last name*: Mustermann

Title:

Title after name:

Gender*: male

Language*: German

Birth date*: 09/14/1970

Birth place*: Lienz

Type of ID document*:
 Driving licence
 Passport
 ID card

ID document number*:

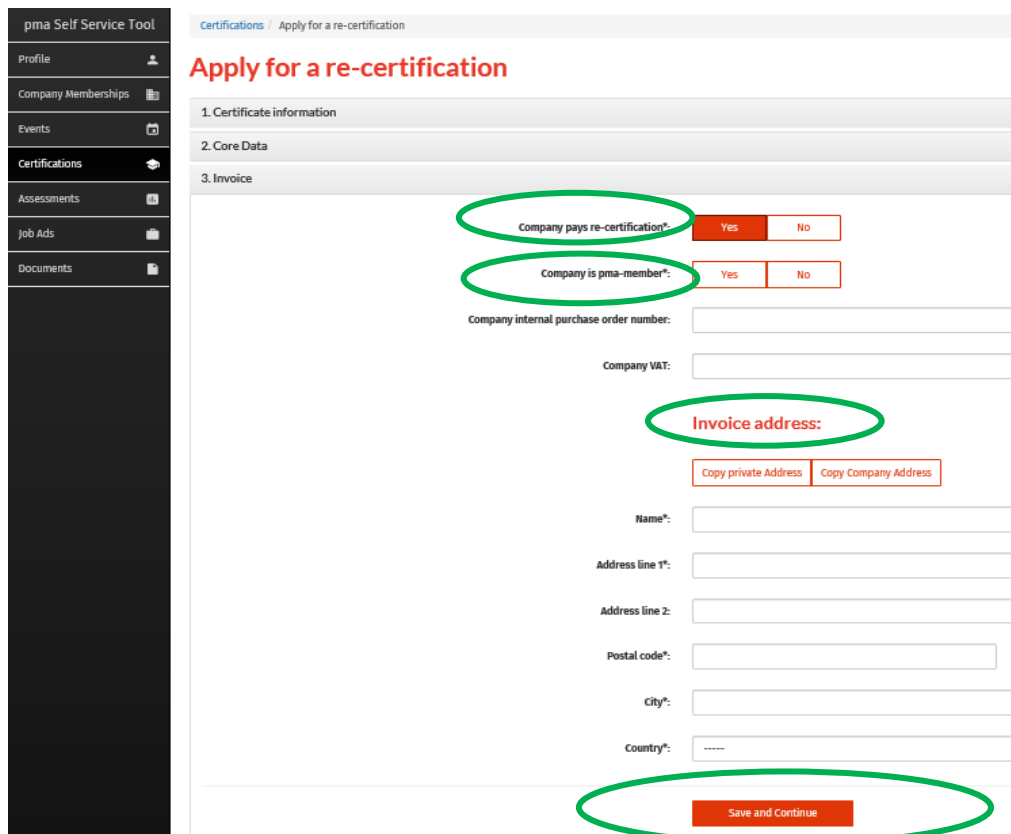
Private Address:

Address line 1*: Street 1

Figure 5: Master data

Step 3: Specify invoice details:

- Information about invoice recipient, pma membership, invoice address,...



pma Self Service Tool | Certifications / Apply for a re-certification

Apply for a re-certification

1. Certificate information

2. Core Data

3. Invoice

Company pays re-certification* Yes No

Company is pma-member* Yes No

Company internal purchase order number:

Company VAT:

Invoice address:

Name*:

Address line 1*:

Address line 2:

Postal code*:

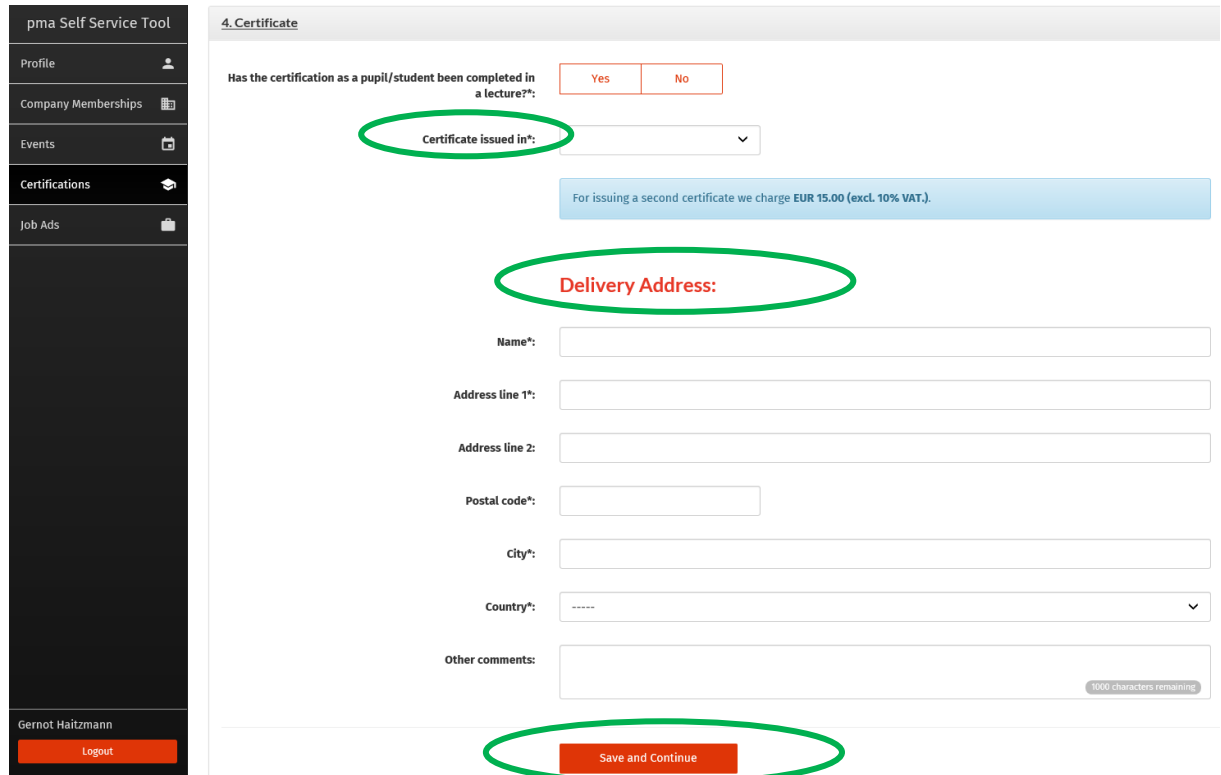
City*:

Country*:

Figure 6: Invoice data

Step 4: Explain certificate details:

- Information about delivery address, language of the certificate, pma membership, billing address,...



The screenshot shows the '4. Certificate' page in the pma Self Service Tool. On the left is a dark sidebar with navigation items: Profile, Company Memberships, Events, Certifications, and Job Ads. At the bottom of the sidebar, the user's name 'Gernot Häitzmann' and a 'Logout' button are visible. The main content area is titled '4. Certificate' and contains the following elements:

- A question: "Has the certification as a pupil/student been completed in a lecture?*" with "Yes" and "No" radio buttons.
- A dropdown menu labeled "Certificate issued in:".
- A blue information box: "For issuing a second certificate we charge EUR 15.00 (excl. 10% VAT.)."
- A red heading "Delivery Address:".
- Form fields for: Name*, Address line 1*, Address line 2*, Postal code*, City*, and Country* (with a dropdown arrow).
- An "Other comments:" text area with a "1000 characters remaining" indicator.
- A red "Save and Continue" button at the bottom.

Figure 7: Certificate – issued in, Delivery adress

Step 5: Self-assessment - Evaluation of your knowledge regarding the PM competence elements.

- For better orientation and easier assessment of the PM competences, the corresponding competence indicators of the respective competence elements are shown. (see Figure 8: Self-assessment using the competence element "personal communication" as an example)

General information on self-assessment of PM competencies:

The PM competencies are divided into three different areas:

- Perspective competences
- People competences
- Practice competences

The following self-assessment is to be carried out conscientiously and truthfully. It therefore requires some time.

The self-assessment of your PM competences is to be carried out using the ICB4 six-stage taxonomy (see page 2), whereby stage 6 represents the absolute maximum. To be able to carry out the corresponding self-

assessment it is necessary to familiarise yourself with the description of the corresponding competence elements in the ICB4. Your own competences should be assessed based on these descriptions.

Explanation of the taxonomy

• Stage 1 Knowledge:

Recollection of basic concepts (theories, specific details, terminological knowledge, individual facts), recollection of patterns, processes, methods, categories, criteria, awareness of suitable material, minimum reorganisation

• Stage 2 Comprehension:

Simplest level of understanding, recognising simple connections, showing awareness of what is being discussed, using material (without relating it to other materials, or recognising its broadest sense), translating, using one's own words, interpreting, extrapolating, recognising what has been learned in another context

• Stage 3 Application:

Use and implementation of unidimensional learning content in a new and specific situation, use of project management methods

• Stage 4 Analysis:

Examine and break more complex information into fundamental elements and parts, identification of elements, clarification of organisational principles and (explicit and implicit) structures or hierarchies, recognition of connections, explanation of relationships between the elements, making diagnoses and case studies. This is a question of breaking down the whole (=project) into its parts (plans in the project hand book), in particular observing relationships and effects (interactions) between the individual elements

• Stage 5 Synthesis:

Putting together elements and parts to form a whole, developing, producing a new structure or plan, interweaving experiences, developing hypotheses, networking, optimising the weighing up of pros and cons using an interdisciplinary approach, uniting two or more elements to form a new unit. Compile information together in a different way by combining elements in a new pattern or proposing alternative solutions, by using the optimized project management methods in highly complex situations. Taking into account personal experiences and using methods from other areas

• Stage 6 Evaluation:

Assessing, evaluating, judging a solution, a model, a procedure in terms of its usefulness, functionality, coherence and quality, discovering logical errors and defending opinions. Reviewing projects and guiding others in the area of project management in order to optimise the project management approach. Other project managers can be coached

pma Self Service Tool

- Profile
- Company Memberships
- Events
- Certifications
- Job Ads

Gernot Haitzmann

Logout

pma Self Service Tool

- Profile
- Company Memberships
- Events
- Certifications
- Job Ads

Context Competences

Competence Element	Knowledge	Comprehension	Practice	Analysis	Synthesis	Judgement
4.3.1. Strategy	<input type="radio"/>	<input type="radio"/>	<input type="radio"/>	<input type="radio"/>	<input type="radio"/>	<input type="radio"/>
4.3.2. Governance, structures and processes	<input type="radio"/>	<input type="radio"/>	<input type="radio"/>	<input type="radio"/>	<input type="radio"/>	<input type="radio"/>
4.3.3. Compliance, standards und regulation	<input type="radio"/>	<input type="radio"/>	<input type="radio"/>	<input type="radio"/>	<input type="radio"/>	<input type="radio"/>
4.3.4. Power and interest	<input type="radio"/>	<input type="radio"/>	<input type="radio"/>	<input type="radio"/>	<input type="radio"/>	<input type="radio"/>
4.3.5. Culture and values	<input type="radio"/>	<input type="radio"/>	<input type="radio"/>	<input type="radio"/>	<input type="radio"/>	<input type="radio"/>

Personal and Social Competences

Competence Element	Knowledge	Comprehension	Practice	Analysis	Synthesis	Judgement
4.4.1. Self-reflection and self-management	<input type="radio"/>	<input type="radio"/>	<input type="radio"/>	<input type="radio"/>	<input type="radio"/>	<input type="radio"/>
4.4.2. Personal integrity and reliability	<input type="radio"/>	<input type="radio"/>	<input type="radio"/>	<input type="radio"/>	<input type="radio"/>	<input type="radio"/>
4.4.3. Personal communication	<input type="radio"/>	<input type="radio"/>	<input type="radio"/>	<input type="radio"/>	<input type="radio"/>	<input type="radio"/>
4.4.4. Relationships and engagement	<input type="radio"/>	<input type="radio"/>	<input type="radio"/>	<input type="radio"/>	<input type="radio"/>	<input type="radio"/>
4.4.5. Leadership	<input type="radio"/>	<input type="radio"/>	<input type="radio"/>	<input type="radio"/>	<input type="radio"/>	<input type="radio"/>
4.4.6. Teamwork	<input type="radio"/>	<input type="radio"/>	<input type="radio"/>	<input type="radio"/>	<input type="radio"/>	<input type="radio"/>
4.4.7. Conflict and crisis	<input type="radio"/>	<input type="radio"/>	<input type="radio"/>	<input type="radio"/>	<input type="radio"/>	<input type="radio"/>
4.4.8. Resourcefulness	<input type="radio"/>	<input type="radio"/>	<input type="radio"/>	<input type="radio"/>	<input type="radio"/>	<input type="radio"/>
4.4.9. Negotiation	<input type="radio"/>	<input type="radio"/>	<input type="radio"/>	<input type="radio"/>	<input type="radio"/>	<input type="radio"/>
4.4.10. Results orientation	<input type="radio"/>	<input type="radio"/>	<input type="radio"/>	<input type="radio"/>	<input type="radio"/>	<input type="radio"/>

4.4.3 Personal communication

- Provide clear and structured information to others and verify their understanding
- Facilitate and promote open communication
- Choose communication styles and channels to meet the needs of the audience, situation and management level
- Communicate effectively with virtual teams
- Employ humour and sense of perspective when appropriate

Technical Competences

Competence Element	Knowledge	Comprehension	Practice	Analysis	Synthesis	Judgement
4.5.1. Project design	<input type="radio"/>	<input type="radio"/>	<input type="radio"/>	<input type="radio"/>	<input type="radio"/>	<input type="radio"/>
4.5.2. Requirements and objectives	<input type="radio"/>	<input type="radio"/>	<input type="radio"/>	<input type="radio"/>	<input type="radio"/>	<input type="radio"/>
4.5.3. Scope	<input type="radio"/>	<input type="radio"/>	<input type="radio"/>	<input type="radio"/>	<input type="radio"/>	<input type="radio"/>
4.5.4. Time	<input type="radio"/>	<input type="radio"/>	<input type="radio"/>	<input type="radio"/>	<input type="radio"/>	<input type="radio"/>
4.5.5. Organisation and information	<input type="radio"/>	<input type="radio"/>	<input type="radio"/>	<input type="radio"/>	<input type="radio"/>	<input type="radio"/>
4.5.6. Quality	<input type="radio"/>	<input type="radio"/>	<input type="radio"/>	<input type="radio"/>	<input type="radio"/>	<input type="radio"/>
4.5.7. Finance	<input type="radio"/>	<input type="radio"/>	<input type="radio"/>	<input type="radio"/>	<input type="radio"/>	<input type="radio"/>
4.5.8. Resources	<input type="radio"/>	<input type="radio"/>	<input type="radio"/>	<input type="radio"/>	<input type="radio"/>	<input type="radio"/>
4.5.9. Procurement	<input type="radio"/>	<input type="radio"/>	<input type="radio"/>	<input type="radio"/>	<input type="radio"/>	<input type="radio"/>
4.5.10. Plan and control	<input type="radio"/>	<input type="radio"/>	<input type="radio"/>	<input type="radio"/>	<input type="radio"/>	<input type="radio"/>
4.5.11. Risk and opportunity	<input type="radio"/>	<input type="radio"/>	<input type="radio"/>	<input type="radio"/>	<input type="radio"/>	<input type="radio"/>
4.5.12. Stakeholders	<input type="radio"/>	<input type="radio"/>	<input type="radio"/>	<input type="radio"/>	<input type="radio"/>	<input type="radio"/>
4.5.13. Change and transformation	<input type="radio"/>	<input type="radio"/>	<input type="radio"/>	<input type="radio"/>	<input type="radio"/>	<input type="radio"/>

Save and Continue

Figure 8: Self-assessment

Step 6: Project experience

- For your re-certification you need a proven experience of **at least 50% PM management activity** of the following (external and/or internal) complex projects since the certification as Senior Project Manager pma/IPMA® Level B or the last re-certification as Senior Project Manager pma/IPMA® Level B over the entire duration (only one project will be counted if projects overlap).

Required data for each activity as project manager*in complex projects are:

- The name of the project, (program or portfolio)
- the undertaking or contracting entity carrying out the work*.
- Start and end of the project (month/year)
- Project objective(s)
- Complexity of the project
- Reference address for the contact possibility
- Confirmation of project management experience (see point 7 Appendix)

Add new Project ✕

Project name*:

Project performing company / customer*:

From*:

To*:

Aims*: 500 characters remaining

Contact address for reference (incl. email)*: 511 characters remaining

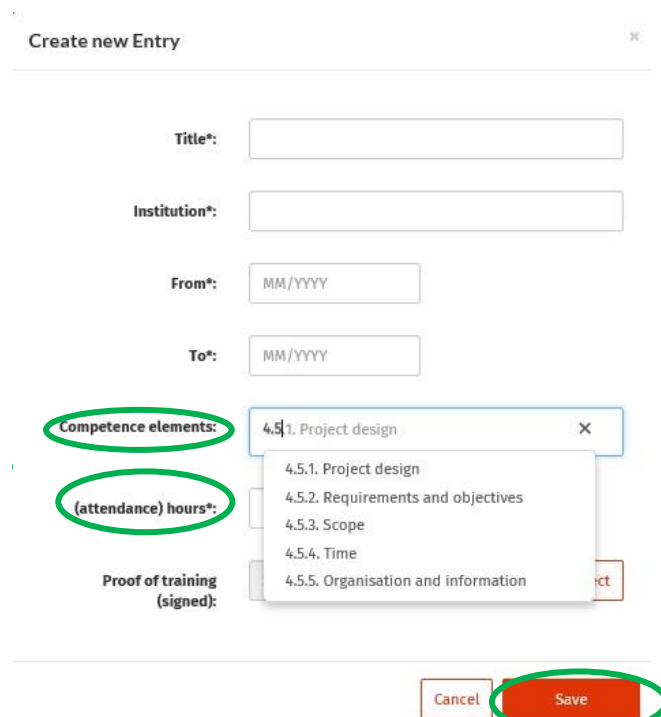
Complexity of the project*: 500 characters remaining

Confirmation of activity as a project manager:

Figure 9: Project experience

Please note the following point for carrying out the following steps 7 to 15:

- In accordance with the necessary **proofs of knowledge** (175 hours of further training), in **steps 7 to 15** you enter your corresponding further training including corresponding confirmations in the following **optional categories**:
 - **Step 7:** Continuing education at universities and/or universities of applied sciences, etc.
 - **Step 8:** Training and continuing education in project management
 - **Step 9:** Participation in conferences and symposia
 - **Step 10:** In-house further training
 - **Step 11:** Conducting your own lectures, seminars or presentations on the basis of documents you have created yourself
 - **Step 12:** Publication of books, articles, white papers and blogs
 - **Step 13:** Self-study
 - **Step 14:** Assessor*internal activity for pma /IPMA® certifications
 - **Step 15:** Further professional activities and further
 - The corresponding **competence elements** are specified in the **respective field "Competence elements"** by announcing the **competence element numbers according to ICB4 (1.01 to 3.13)**, whereby **multiple entries** are possible. By entering the corresponding competence element numbers, the respective competence element including the designation of the competence element appears in a drop-down field.



Create new Entry

Title*:

Institution*:

From*:

To*:

Competence elements:

- 4.5.1. Project design
- 4.5.2. Requirements and objectives
- 4.5.3. Scope
- 4.5.4. Time
- 4.5.5. Organisation and information

(attendance) hours*:

Proof of training (signed):

Cancel Save

Figure 10: Selection of the corresponding competence elements

Step 7: Continuing education at universities and/or universities of applied sciences etc. (optional)

- **One hour of classroom instruction** corresponds to one hour of proof of further training for re-certification.
- input fields
 - Title*: Study, course,...
 - Institution*: Educational institution, college, university,...
 - From*: Start of studies, course with time MM/YYYY
 - Until*: End of studies, course (only enrolled/completed times are given here) in time MM/YYYY
 - Competence elements*: Indication of the competence elements suitable for further training in accordance with ICB4
 - (Presence) hours*: Attendance hours
 - Upload diploma/degree certificate as proof of further training.

Create new Entry *

Title*:

Institution*:

From*:

To*:

Competence elements:

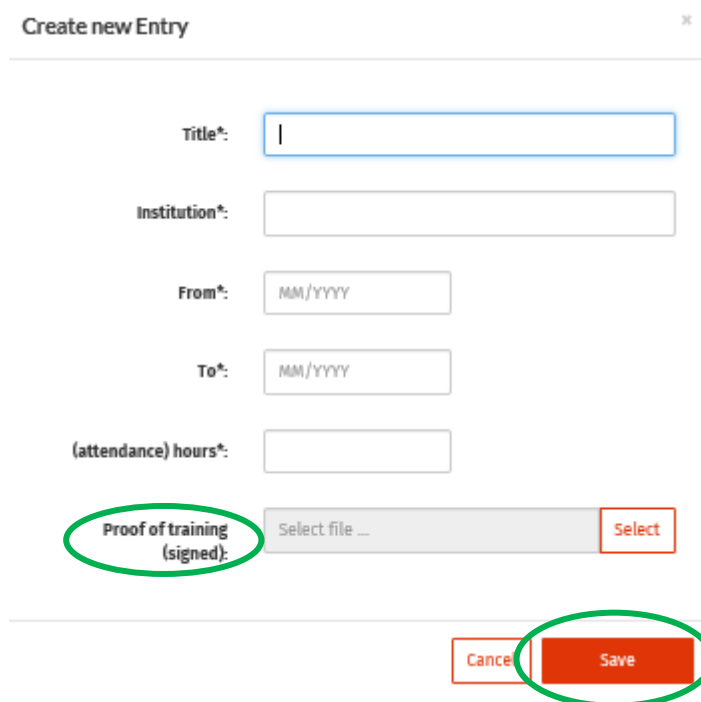
(attendance) hours*:

Proof of training (signed):

Figure 11: Input mask for continuing training Step 7,10,11,15

Step 8: Training and further education in project management (optional)

- **One hour of classroom instruction** corresponds to one hour of proof of further training for re-certification.
- input fields
 - Title*: Training event, course,...
 - Institution*: Training institute, educational institution, FH, university,...
 - From*: Start of the seminar, training, course with time indication MM/YYYYY
 - Until*: End of the seminar, training, course with time MM/YYYYY
 - (Presence) hours*: Attendance hours
 - Upload confirmation of participation as proof of further training.



The form is titled "Create new Entry" and contains the following fields and buttons:

- Title*:** A text input field with a vertical cursor.
- Institution*:** A text input field.
- From*:** A date input field with a placeholder "MM/YYYY".
- To*:** A date input field with a placeholder "MM/YYYY".
- (attendance) hours*:** A text input field.
- Proof of training (signed):** A file upload field with a "Select file ..." button and a "Select" button. This field and its label are circled in green.
- Buttons:** "Cancel" and "Save" buttons at the bottom right. The "Save" button is circled in green.

Figure 12: Input mask for initial and continuing vocational training in project management

Step 9: Participation in conferences and symposia (optional)

- **One hour of classroom instruction** corresponds to one hour of proof of further training for re-certification.
- input fields
 - Title*: Training event, course,...
 - Institution*: Training institute, educational institution, FH, university,...
 - **From*: Start of the conference, the symposium by selecting the year/month/day on the drop-down calendar field**
 - **Until*: End of the conference, the symposium by selecting the year/month/day on the drop down calendar field**
 - Competence elements*: Indication of the competence elements suitable for further training in accordance with ICB4
 - (Presence) hours*: Attendance hours
 - **Pma event*: Select "Yes/No" button**
 - Upload confirmation of participation as proof of further training. (If it is a pma event, no confirmation of participation is necessary as pma keeps attendance records)

Create new Entry ✕

Title*:

Institution*:

From*:

To*:

Competence elements:

(attendance) hours*:

pma event*:

Proof of training (signed):

« May 2019 »

Mo	Tu	We	Th	Fr	Sa	Su
29	30	1	2	3	4	5
6	7	8	9	10	11	12
13	14	15	16	17	18	19
20	21	22	23	24	25	26
27	28	29	30	31	1	2
3	4	5	6	7	8	9

Today
Clear

Select file ... Select


Cancel
Save


Figure 13: Selection of the year/month/day on the drop down calendar field

Create new Entry ✕

Title*:

Institution*:

From*: 

To*: 

Competence elements:

(attendance) hours*:

pma event*: Yes No

Proof of training (signed):

Figure 14: Selection pma Event Yes/No


Step 10: In-house training (optional)


- **One hour of classroom instruction** corresponds to one hour of proof of further training for re-certification.
- input fields
 - Title*: Training event, seminar,...
 - Institution*: Training institute, educational institution, FH, university,...
 - From*: Start of the training, seminar by selecting the year/month/day on the drop down calendar field
 - Until*: End of training, seminar by selecting the year/month/day on the drop down calendar field
 - Competence elements*: Indication of the competence elements suitable for further training in accordance with ICB4
 - (Presence) hours*: Attendance hours
 - Upload confirmation of participation (e.g. from the HR department) as proof of continuing education.

Create new Entry ✕

Title*:

Institution*:

From*: 

To*: 

Competence elements:

(attendance) hours*:

Proof of training (signed): Select file ... Select

Cancel Save


Figure 15: Input mask for in-company continuing training


Step 11: Implementation of own lectures, seminars or presentations based on self-created documents (optional)

- **Up to 60 hours** per recertification phase will be credited.
- Input fields
 - Title*: Lecture, training event, lecture,...
 - Institution*: Organisation, Training institute, Educational institution, FH, University,...
 - From*: Start of the lecture, course by selecting the year/month/day on the drop down calendar field
 - Until*: End of lecture, course by selecting the year/month/day on the drop down calendar field
 - Competence elements*: Indication of the competence elements suitable for further training in accordance with ICB4
 - (Presence) hours*: Attendance hours
 - Upload confirmation of participation (e.g. from the organiser) as proof of further training.

Create new Entry ✕

Title*:

From*: 

To*: 

Competence elements:

(attendance) hours*:

Proof of training (signed): Select file ...

Figure 16: Input mask for conducting your own lectures, seminars or presentations based on self-generated documents

Step 12: Publication of books, articles, white papers and blogs (optional)

- One hour for re-certification for every 3 pages, but a **maximum of 60 hours** per re-certification phase will be credited.
- Input fields
 - Title*: Book title, (online) article, white paper, blog title including ISBN number, source, link to blog,
 - Competence elements*: Indication of the competence elements suitable for further training in accordance with ICB4
 - Attendance hours*: Conversion with factor 1 to 3 (3 pages correspond to 1 hour)
 - Publication date*: with time MM/YYYY

Create new Entry ✕

Title*:

Competence elements:

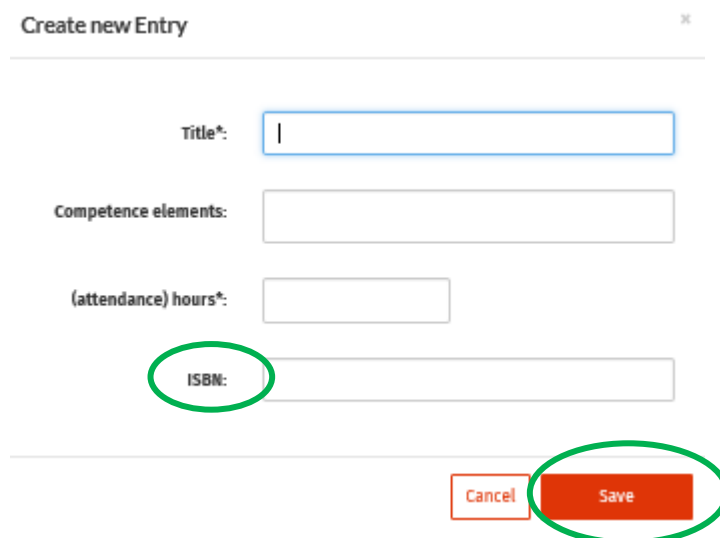
(attendance) hours*:

Publication date*:

Figure 17: Input mask for publication of books, articles, white papers and blogs

Step 13: Self-study (optional)

- A **maximum of 60 hours** per recertification phase will be credited.
- Input fields
 - Title*: Book title,
 - Competence elements*: Indication of the competence elements suitable for further training in accordance with ICB4
 - Attendance hours*: Time expenditure in hours
 - ISBN*: Indication of the ISBN number of the book



Create new Entry ✕

Title*:

Competence elements:

(attendance) hours*:

ISBN:

Figure 18: Input mask for self-study

Step 14: Assessor for pma /IPMA® certifications (optional)

- 1 assessment corresponds to 5 hours of further training proof for re-certification, but a **maximum of 80 hours** per re-certification phase will be credited.
- Input fields
 - Certification date: by selecting the year/month/day on the drop down calendar field
 - Attendance hours: Time expenditure in hours
 - Certification level*: Selection of the certification level via drop-down field
 - Number of candidates*: Number of participants* on the certification day for which applicants acted as lead or co-assessor.

Create new Entry ✕

Certification date*:

(attendance) hours*:

Certification level*:

Number of candidates*:

Cancel
Save

Figure 19: Input mask for assessor*internal activity - Selection of the certification date

Step 15: Further professional activities and further training (optional)

- The rule is that for one hour of activity one hour of proof of further training is recognised for re-certification, but a **maximum of 40 hours** per re-certification phase is credited.
- Input fields
 - Title*: Seminar, training event, lecture,...
 - Institution*: Training institute, educational institution, FH, university,...
 - From*: Start of the seminar, training, course by selecting the year/month/day on the drop down calendar field
 - Until*: End of seminar, training, course by selecting the year/month/day on the drop down calendar field
 - (Presence) hours*: Attendance hours
 - Upload confirmation of participation as proof of further training.

Create new Entry ✕

Title*:

Institution*:

From*:

To*:

Competence elements:

(attendance) hours*:

Proof of training (signed):

Figure 20: Input mask for Other professional activities and further training

Step 16: Confirm and send registration

You have now completed the registration form for re-certification. You will be informed about the currently valid payment modalities. Please read them carefully. You must agree to the terms of payment in order to complete the registration process.

The current certification fees can be found on our [website](#)

Furthermore, you have to select with the **"Yes/No" button** whether you agree or disagree **with "The publication of the first and last name on the pma and IPMA® website in case of successful certification"**.

Finally, you must agree that you have read and agree to "confirm the accuracy of the data provided"; the provisions and guidelines of the imprint, the general terms and conditions of use, the data protection provisions, the right of withdrawal for consumers, the pma code of ethics and the rules of conduct; the consent or declaration of consent under data protection law to participation in the pma recertification programme as well as the information on exercising the right of withdrawal - revocation instructions. By doing so you accept the terms and conditions and register bindingly for the recertification.

pma Self Service Tool

- Profile
- Company Memberships
- Events
- Certifications**
- Assessments
- Job Ads
- Documents

Gernot Haitzmann

Logout

Your re-certification application is ready to be submitted.

	Hours
Sum of Knowledge	230
Creditable knowledge effort	230
Knowledge effort required	175

The re-certification fee (IPMA Level C) is for

- non-members EUR 473.00 (= EUR 430.00 + 10% VAT EUR 43.00) and for
- pma members EUR 390.50 (= EUR 355.00 + 10% VAT EUR 35.50).

The invoice is due within 14 days without any deductions.

Confirmation:

Upon successful completion of the certification your name (first and surname) being published on the pma and IPMA® websites.*

Yes
 No

I approve the validity of the entered data

I have read and approve the terms and conditions of the imprint, the general terms of use, the privacy policy, the right of withdrawal for customers, the pma code of ethics and the behaviour rules.

I have read and approve the [data privacy policy](#) and the [terms of participation](#) for the certification programme.

I have read and approve the [conditions of withdrawal](#).

Submit Application

Figure 21: Confirm and send binding registration

Your registration will be confirmed by pma and subsequently checked. With your login on the pma website (pma Self Service Tool) you can now track the current status of your registration and view, download and print details of your registration as a PDF file.

pma Self Service Tool

- Profile
- Company Memberships
- Events
- Certifications**
- Assessments
- Job Ads
- Documents

Certifications

Certifications

+ Apply for a certification date

Certificates
Re-Certifications
My certification processes
All certification dates

Ongoing Re-certification processes

Level C Project Manager

Application submitted. Application documents will be verified.

View Details

Figure 22: Confirmation of registration

3 Payment details

The re-certification fee pma/IPMA® Level B is for

- non-members EUR 473.00 (= EUR 430.00 + 10 % VAT EUR 43.00) and for
- pma members EUR 390.50 (= EUR 355.00 + 10% VAT EUR 35.50).

The invoice is due 14 days from the invoice date without any deduction.

This registration is binding.

After successful re-certification, the certificate is valid for a further 5 years. After that a new re-certification or, if the corresponding requirements are fulfilled, a certification according to pma/IPMA® pma/IPMA® Level A® is possible.

4 Consent or declaration of consent under data protection law for participation in the pma (re-)certification programme (independent certification body of pma - Projekt Management Austria)

I hereby declare my consent to the collection, storage and processing of my data within the framework of the admission procedure and my participation in the (re-)certification programme of pma (independent certification body of pma - Projekt Management Austria).

In particular, this includes the following information: Name, first name, maiden name, title, date of birth, place of birth, nationality, membership number, address, gender, identification number, private and business contact details (telephone number, e-mail address), details of my employer (including name, address and contact details of my employer), details of my qualifications (in particular details of projects, references, my CV) and details of my assessment of skills in accordance with the required documents, as well as details of references (confirmation of project activities by persons with company name, name, function, telephone number, e-mail address).

In all other respects the consent is valid for the data which can be seen from the registration forms and the documents of pma - Projekt Management Austria requested during the certification process.

I also declare my consent that my aforementioned data will be passed on to the assessors who are entrusted with my admission procedure for certification as well as with the implementation of my certification procedure. Furthermore, I consent to pma - Projekt Management Austria passing on my name (first and last name), the certification level and the number of my certificate to IPMA® (IPMA® International Project Management Association, <http://www.ipma.world>) for listing in the Database of Certified Professionals (<http://ipma.world/individuals/certification/database-of-certified-professionals>). In addition, I agree that pma - Projekt Management Austria will publish my name (first and last name) as well as the certification level of my certificate on the website of pma - Projekt Management Austria - in the category Certified Project Managers www.pma.at/en/certification/certified-project-managers - with a valid certificate.

Consent is given to pma - Projekt Management Austria (independent certification body of pma - Projekt Management Austria), Türkenstraße 25/2/21, 1090 Vienna, Tel.: +43 3192921 - 0, issued as responsible.

I have been informed that I can revoke this consent for the publication of my data at IPMA® and pma at any time free of charge.

The revocation of my consent can be made by e-mail to office@pma.at.

In addition, I have been informed of the rights to which I am entitled, in particular my rights to information, correction and deletion of the data collected about me as well as my right to object to data processing and disclosure of the data.

My data which is collected during the admission procedure and my participation in the certification programme of pma (independent certification body of pma - Projekt Management Austria) will not be passed on to third parties (with the exception of the bodies named in this consent).

I am also aware that I am entitled to appeal to the responsible regulatory authority.

I declare that I voluntarily give this consent in accordance with the above information and explanations in order to participate in the admission procedure and certification programme of pma - Projekt Management Austria.

The candidate confirms that he/she has taken note of the [code of ethics](#) and will act accordingly as a certified Senior Project Manager (pma/IPMA® Level B) or as a **pma member**.

The candidate confirms that his/her details are correct and expressly consents to the electronic processing and storage of his/her data (personal data, examination documents, etc.) by pma and by bodies expressly authorised to do so by pma.

5 Information on Exercising the Right of Revocation - Cancellation Policy

You have the right to revoke this contract for (re-)certification registration within fourteen days without giving reasons. The revocation period shall be fourteen days from the date of conclusion of the contract. The revocation of an application for (re-)certification requires a new application for (re-)certification with all associated costs and deadlines.

In order to exercise your right of revocation, you must inform us of your decision by stating your name, address, telephone number and e-mail address in a clear statement (e.g. a letter sent by post, e-mail). You have the right to revoke this contract within fourteen days without giving reasons. You can use the sample revocation form linked in the imprint of the pma website.

6 Re-Certification process

6.1 Submission of documents

- The pma/IPMA® Level B re-certification takes place exclusively online via the website www.pma.at. Any other procedure (e-mail, fax,...) is **not** possible.

6.2 Review of submitted documents

- Accomplished by pma
- Optional: interview with an assessor (respective experience in project management)

6.3 Issuance of invoice for the re-certification

- Accomplished by pma – the invoice is due 14 days of invoicing without deduction.

6.4 Issuance and transmission of the certificate

- The certificate will be issued and send if the re-certification is successful and the re-certification fee is already paid.

7 Appendix

- Sample: Verification of professional/business activities as a project manager
- Sample: Confirmation of participation (education and/or training in project management)

XY GmbH

Vienna, XX.XX.XXXX

Verification of professional/business activities as a project manager

Dear Ladies and Gentlemen!

We hereby acknowledge, that Ms/Mr _____ was working as a project manager on the project _____ in the period from _____ to _____.

Kind regards

Max XY

Project performing company/customer

Sample Street 1
8888 Sample Place
01/xxx xx xxx

XY GmbH

Vienna, XX.XX.XXXX

CONFIRMATION OF PARTICIPATION

Ms/Mr

.....

has successfully completed the following seminar:

„Management of Project crisis“

on xx.xx.xxxx

Trainer:.....

Kind regards

Max XY

Sample Street 1
8888 Sample Place
01/xxx xx xxx