

# Info folder for the certification as Senior Project Manager pma/IPMA® Level B

1	General information .....	2
1.1	Overview of the certification process .....	2
1.2	Requirements for the certification .....	2
1.3	Overview of the certification process as Senior Project Manager .....	3
2	Application process .....	4
2.1	Selection of the certification date .....	4
2.2	Self - assessment General information on self-assessment of PM competences:.....	5
2.3	Project experience (incl. Complexity Sheet und Executive Summary Report) .....	7
2.4	Confirm and submit application .....	12
3	Payment modalities and general conditions .....	14
4	Consent or declaration of consent under data protection law for participation in the pma certification programme (independent certification body of pma - Projekt Management Austria) .....	15
5	Information on Exercising the Right of Revocation - Cancellation Policy .....	16
6	Certification briefing .....	16
7	Report process .....	17
7.1	Report .....	17
7.2	Feedback on the report .....	18
7.3	Structure of the report for certification as Senior Project Manager .....	18
8	Certification day .....	20
8.1	Content of the certification day – for an “on-site certification” .....	20
8.2	Content of the certification day – for an “online-certification” .....	21
9	Overall assessment .....	22
10	Assessors .....	22

## Relevant certification documents:

- Info folder Senior Project Manager pma/IPMA® Level B
- The ICB for project management Version 4.0
- The latest version of the pm baseline

Application for certification takes place online. The first step is to register on the pma website with your personal password. You can then log in and access the "Self Service Tool".

All documents can be downloaded free of charge from [www.pma.at](http://www.pma.at). If you have any questions, please contact: [zertifizierung@pma.at](mailto:zertifizierung@pma.at)

# 1 General information

## 1.1 Overview of the certification process

The certification process is segmented into the following steps:

- Application
- Admission
- (online) certification briefing
- Report
- Certification day
- Overall assessment
- After successful certification, the candidate receives a certificate with a validity of 5 years



## 1.2 Requirements for the certification

For this certification the ICB4, the methods & processes of the latest pm baseline and further literature in accordance with the [pma literature list](#) are relevant. We recommend a standard PM reference work.

### Knowledge:

- Detailed knowledge of the ICB4
- Methods and processes of the latest pm baseline

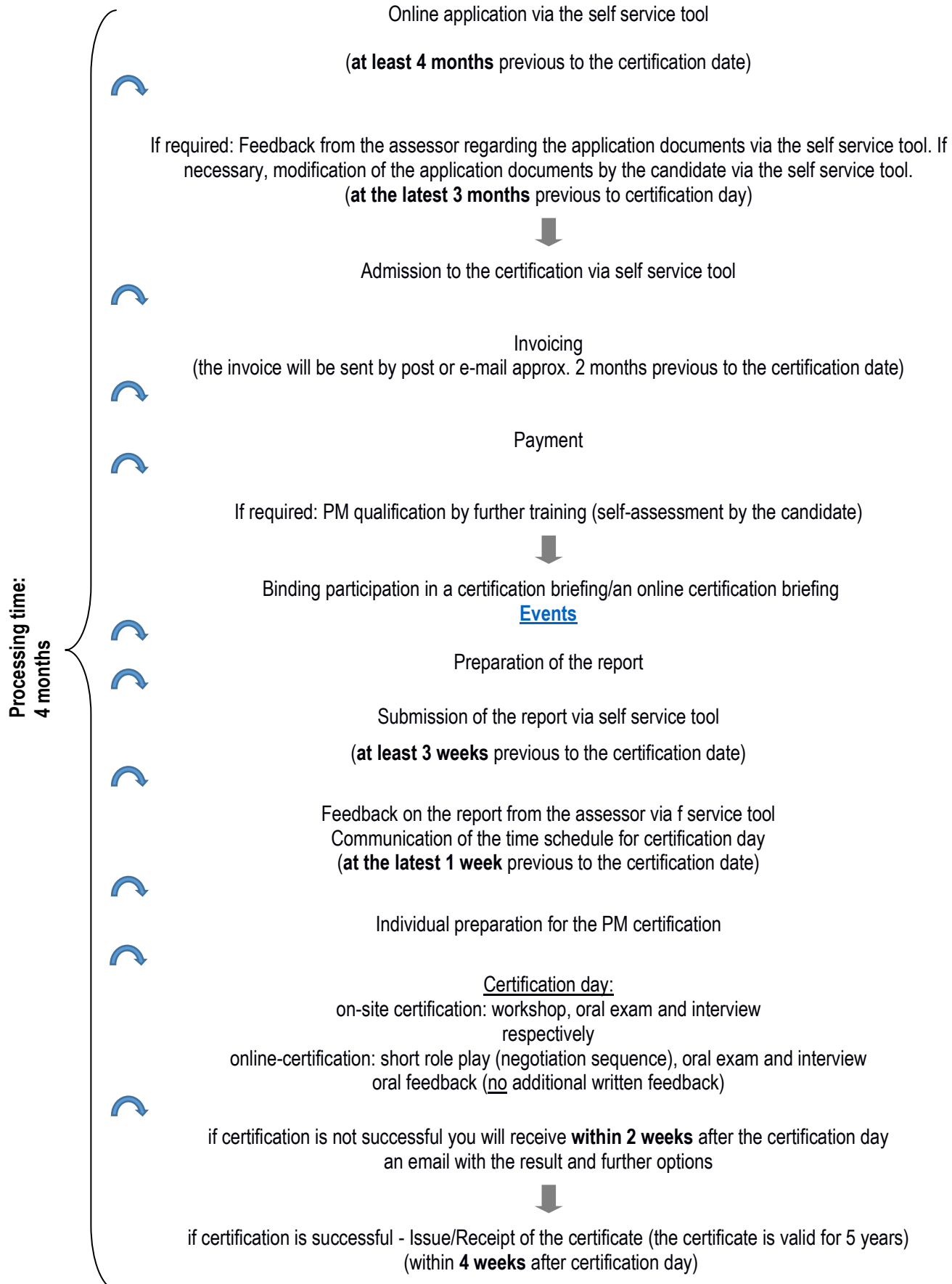
### Experience: (= min. 5 years of experience in project management in the last 8 years)

- At least 900 person days (PD) of experience as a project manager (1 year = 180 PD), including
- At least 540 person days leadership of other people throughout the project-life cycle acting as solely responsible project manager of complex projects<sup>1</sup>.

**Participation in an online certification briefing:** Briefing dates can be found on the pma website under [events](#).

<sup>1</sup> Evaluation of the complexity via the Complexity Sheet Senior Project Manager pma/IPMA® Level B

### 1.3 Overview of the certification process as Senior Project Manager



## 2 Application process

The **online application process** is segmented into the following steps:

- Registration on the [website](#)
- Fill in the online registration form: (Points marked in **bold** are explained below)
  - **Certification date**
  - Core (personal) data
  - Invoice
  - Certificate
  - School education, studies, additional training (optional)
  - Previous training and further education in project management (optional)
  - Previous training and continuing education people competences and leadership (optional)
  - Career
  - **Self-assessment**
  - **Project experience (incl. Complexity Sheet and Executive Summary Report)**
  - Brief description of the company or area of business
  - References
  - **Confirm and send Application**
- Review of the submitted application form by the **Certification Body**
- Admission to the certification by the **Certification Body**

### 2.1 Selection of the certification date

Select "**Certifications**" in the menu selection field of the pma Self Service Tool and then click on the button "**Register for a certification date**".

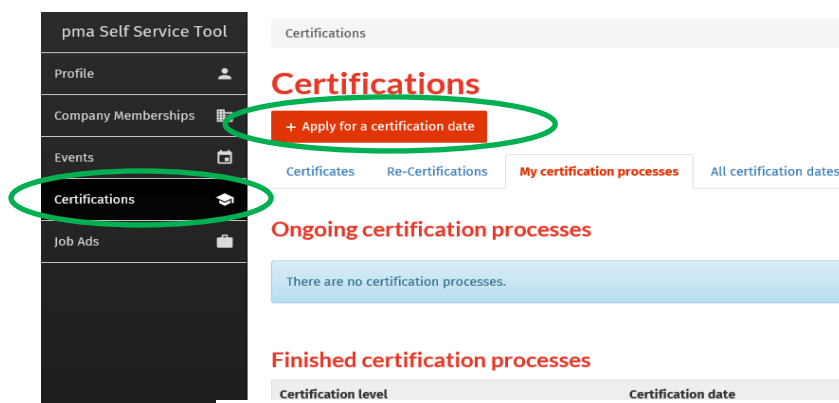
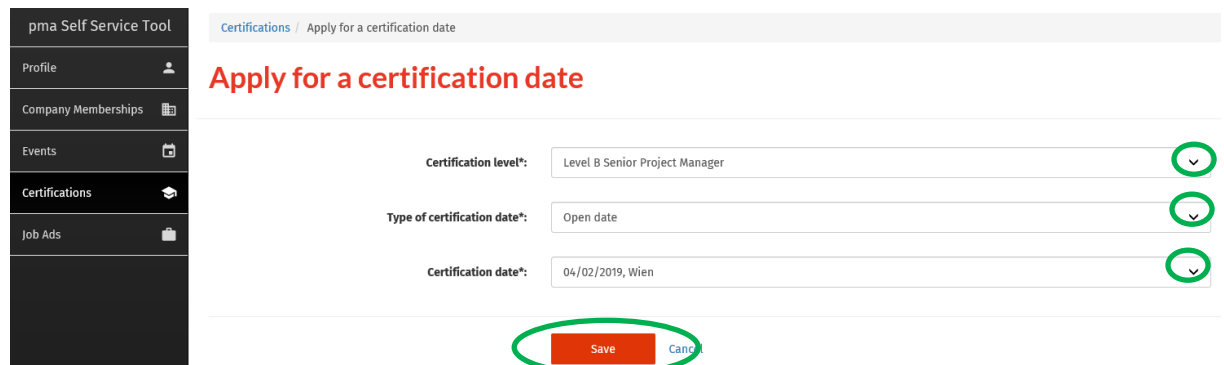


Figure 1: Registration for a certification date

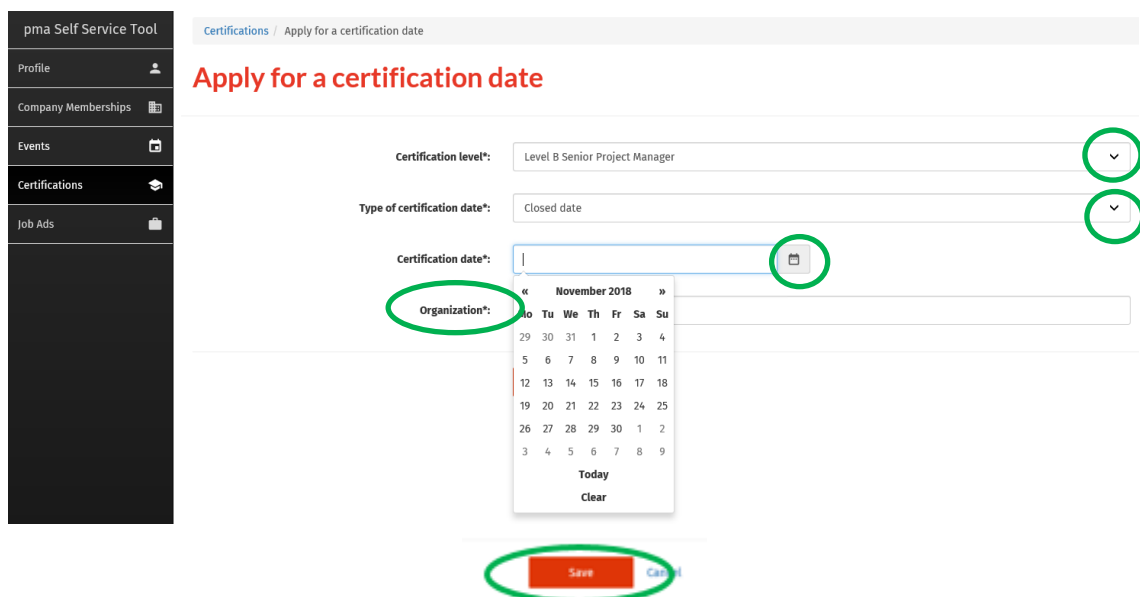
Please select the **certification level** first. Then please make the decision regarding the **type of certification date**. **Public** (still available) **dates** are displayed in the form of the following drop-down menu „Certification date“.



The screenshot shows the 'pma Self Service Tool' interface. The left sidebar contains links to Profile, Company Memberships, Events, Certifications, and Job Ads. The main content area is titled 'Apply for a certification date'. It features three dropdown menus: 'Certification level\*' (set to 'Level B Senior Project Manager'), 'Type of certification date\*' (set to 'Open date'), and 'Certification date\*' (set to '04/02/2019, Wien'). At the bottom, there are 'Save' and 'Cancel' buttons. Green circles highlight the dropdown arrows and the 'Save' button.

Figure 2: Option 1 - Registration for an open certification date

**Closed dates** for companies are not automatically displayed. For this purpose select the option "**Closed appointment**" under "**Type of certification appointment**". You will then be asked to enter the desired certification date manually. Then enter your company/organisation under "**Organisation**".



The screenshot shows the 'pma Self Service Tool' interface. The left sidebar is the same as in Figure 2. The main content area is titled 'Apply for a certification date'. It features three dropdown menus: 'Certification level\*' (set to 'Level B Senior Project Manager'), 'Type of certification date\*' (set to 'Closed date'), and 'Certification date\*'. A calendar widget is open for November 2018, showing dates from 29 to 9. The 'Organization\*' field is empty. At the bottom, there are 'Save' and 'Cancel' buttons. Green circles highlight the dropdown arrows, the calendar icon, the 'Organization\*' field, and the 'Save' button.

Figure 3: Option 2 - Registration for a closed certification date

## 2.2 Self - assessment

### General information on self-assessment of PM competences:

The PM competences are divided into three competence areas:

- Perspective competences
- People competences
- Practice competences

For better orientation and easier assessment of the PM competences, the corresponding competence indicators of the respective competence elements are shown. (see Figure 4: Self assessment - using the competence element "personal communication" as an example).

**The following self-assessment is to be carried out conscientiously and truthfully. It therefore requires some time.**

The self-assessment of your PM competences is to be carried out using the ICB4 six-stage taxonomy (see page 2), whereby stage 6 represents the absolute maximum. To be able to carry out the corresponding self-assessment it is necessary to familiarise yourself with the description of the corresponding competence elements in the ICB4. Your own competences should be assessed based on these descriptions.

### **Explanation of the taxonomy**

#### **• Stage 1 Knowledge:**

Recollection of basic concepts (theories, specific details, terminological knowledge, individual facts), recollection of patterns, processes, methods, categories, criteria, awareness of suitable material, minimum reorganisation

#### **• Stage 2 Comprehension:**

Simplest level of understanding, recognising simple connections, showing awareness of what is being discussed, using material (without relating it to other materials, or recognising its broadest sense), translating, using one's own words, interpreting, extrapolating, recognising what has been learned in another context

#### **• Stage 3 Application:**

Use and implementation of unidimensional learning content in a new and specific situation, use of project management methods

#### **• Stage 4 Analysis:**

Examine and break more complex information into fundamental elements and parts, identification of elements, clarification of organisational principles and (explicit and implicit) structures or hierarchies, recognition of connections, explanation of relationships between the elements, making diagnoses and case studies. This is a question of breaking down the whole (=project) into its parts (plans in the project hand book), in particular observing relationships and effects (interactions) between the individual elements

#### **• Stage 5 Synthesis:**


Putting together elements and parts to form a whole, developing, producing a new structure or plan, interweaving experiences, developing hypotheses, networking, optimising the weighing up of pros and cons using an interdisciplinary approach, uniting two or more elements to form a new unit. Compile information together in a different way by combining elements in a new pattern or proposing alternative solutions, by using the optimized project management methods in highly complex situations. Taking into account personal experiences and using methods from other areas


#### **• Stage 6 Evaluation:**


Assessing, evaluating, judging a solution, a model, a procedure in terms of its usefulness, functionality, coherence and quality, discovering logical errors and defending opinions. Reviewing projects and guiding others in the area of project management in order to optimise the project management approach. Other project managers can be coached


In the online registration form, please tick the box indicating your assessment of the respective competence element! **Only your highest rating per competence element is to be marked.**


pma Self Service Tool

Profile 

Company Memberships 

Events 

Certifications 

Job Ads 

---

Gernot Haitzmann

Logout

### Context Competences

Competence Element	Knowledge	Comprehension	Practice	Analysis	Synthesis	Judgement
4.3.1. Strategy	<input type="radio"/>	<input type="radio"/>	<input type="radio"/>	<input type="radio"/>	<input type="radio"/>	<input type="radio"/>
4.3.2. Governance, structures and processes	<input type="radio"/>	<input type="radio"/>	<input type="radio"/>	<input type="radio"/>	<input type="radio"/>	<input type="radio"/>
4.3.3. Compliance, standards und regulation	<input type="radio"/>	<input type="radio"/>	<input type="radio"/>	<input type="radio"/>	<input type="radio"/>	<input type="radio"/>
4.3.4. Power and interest	<input type="radio"/>	<input type="radio"/>	<input type="radio"/>	<input type="radio"/>	<input type="radio"/>	<input type="radio"/>
4.3.5. Culture and values	<input type="radio"/>	<input type="radio"/>	<input type="radio"/>	<input type="radio"/>	<input type="radio"/>	<input type="radio"/>

### Personal and Social Competences

Competence Element	Knowledge	Comprehension	Practice	Analysis	Synthesis	Judgement
4.4.1. Self-reflection and self-management	<input type="radio"/>	<input type="radio"/>	<input type="radio"/>	<input type="radio"/>	<input type="radio"/>	<input type="radio"/>
4.4.2. Personal integrity and reliability	<input type="radio"/>	<input type="radio"/>	<input type="radio"/>	<input type="radio"/>	<input type="radio"/>	<input type="radio"/>
4.4.3. Personal communication	<input type="radio"/>	<input type="radio"/>	<input type="radio"/>	<input type="radio"/>	<input type="radio"/>	<input type="radio"/>
4.4.4. Relationships and engagement	<input type="radio"/>	<input type="radio"/>	<input type="radio"/>	<input type="radio"/>	<input type="radio"/>	<input type="radio"/>
4.4.5. Leadership	<input type="radio"/>	<input type="radio"/>	<input type="radio"/>	<input type="radio"/>	<input type="radio"/>	<input type="radio"/>
4.4.6. Teamwork	<input type="radio"/>	<input type="radio"/>	<input type="radio"/>	<input type="radio"/>	<input type="radio"/>	<input type="radio"/>
4.4.7. Conflict and crisis	<input type="radio"/>	<input type="radio"/>	<input type="radio"/>	<input type="radio"/>	<input type="radio"/>	<input type="radio"/>
4.4.8. Resourcefulness	<input type="radio"/>	<input type="radio"/>	<input type="radio"/>	<input type="radio"/>	<input type="radio"/>	<input type="radio"/>
4.4.9. Negotiation	<input type="radio"/>	<input type="radio"/>	<input type="radio"/>	<input type="radio"/>	<input type="radio"/>	<input type="radio"/>
4.4.10. Results orientation	<input type="radio"/>	<input type="radio"/>	<input type="radio"/>	<input type="radio"/>	<input type="radio"/>	<input type="radio"/>

**4.4.3 Personal communication**

- Provide clear and structured information to others and verify their understanding
- Facilitate and promote open communication
- Choose communication styles and channels to meet the needs of the audience, situation and management level
- Communicate effectively with virtual teams
- Employ humour and sense of perspective when appropriate

### Technical Competences

Competence Element	Knowledge	Comprehension	Practice	Analysis	Synthesis	Judgement
4.5.1. Project design	<input type="radio"/>	<input type="radio"/>	<input type="radio"/>	<input type="radio"/>	<input type="radio"/>	<input type="radio"/>
4.5.2. Requirements and objectives	<input type="radio"/>	<input type="radio"/>	<input type="radio"/>	<input type="radio"/>	<input type="radio"/>	<input type="radio"/>
4.5.3. Scope	<input type="radio"/>	<input type="radio"/>	<input type="radio"/>	<input type="radio"/>	<input type="radio"/>	<input type="radio"/>
4.5.4. Time	<input type="radio"/>	<input type="radio"/>	<input type="radio"/>	<input type="radio"/>	<input type="radio"/>	<input type="radio"/>
4.5.5. Organisation and information	<input type="radio"/>	<input type="radio"/>	<input type="radio"/>	<input type="radio"/>	<input type="radio"/>	<input type="radio"/>
4.5.6. Quality	<input type="radio"/>	<input type="radio"/>	<input type="radio"/>	<input type="radio"/>	<input type="radio"/>	<input type="radio"/>
4.5.7. Finance	<input type="radio"/>	<input type="radio"/>	<input type="radio"/>	<input type="radio"/>	<input type="radio"/>	<input type="radio"/>
4.5.8. Resources	<input type="radio"/>	<input type="radio"/>	<input type="radio"/>	<input type="radio"/>	<input type="radio"/>	<input type="radio"/>
4.5.9. Procurement	<input type="radio"/>	<input type="radio"/>	<input type="radio"/>	<input type="radio"/>	<input type="radio"/>	<input type="radio"/>
4.5.10. Plan and control	<input type="radio"/>	<input type="radio"/>	<input type="radio"/>	<input type="radio"/>	<input type="radio"/>	<input type="radio"/>
4.5.11. Risk and opportunity	<input type="radio"/>	<input type="radio"/>	<input type="radio"/>	<input type="radio"/>	<input type="radio"/>	<input type="radio"/>
4.5.12. Stakeholders	<input type="radio"/>	<input type="radio"/>	<input type="radio"/>	<input type="radio"/>	<input type="radio"/>	<input type="radio"/>
4.5.13. Change and transformation	<input type="radio"/>	<input type="radio"/>	<input type="radio"/>	<input type="radio"/>	<input type="radio"/>	<input type="radio"/>

Save and Continue

Figure 4: Self assessment

## 2.3 Project experience (incl. Complexity Sheet und Executive Summary Report)

**Step 1:** Please enter here your projects (during the last 8 years) with which you will reach the required person days (PT):

- at least 900 PT as project manager and thereof
- at least 540 PT activity as overall responsible project manager of complex projects, can be counted:

Below are listed 3 examples with project details including your person days (PT) according to your project role(s):

Example 1: Project manager with 280 person days (PT) project management in a recently completed **complex** project selected for the **report**.

Add new Project

Project name\*:testproject 1

Project performing company / customer\*:testfirm

From\*:10/16

To\*:09/18

Chosen project for the report\*:

Yes

No

Please select for the report the most recently completed complex project in which you had continuous, sole and overall responsibility leading of the project as a project manager. The project must have already been completed upon application. There may have been no change of roles during the project as all of the PM's sub-processes related to the certification will be dealt with and assessed.

Total outlay in person days (PD)\*:2900

For the entire project (incl. individuals involved in the project in PD)

Actual outlay in candidate person days (PD):

PM:280
Info for unfinished projects

PTM (with leadership of a sub team):
Info for unfinished projects

Cancel

Save

Figure 5: Create project example 1

For this **complex project**, a **Complexity Sheet** and an **Executive Summary Report (ESR)** must be completed below.



Example 2: Project manager with 170 person days (PT) project management and 50 person days (PT) as project team member with leadership of a sub team in a **complex** project

Total outlay in person days (PD)\*:

For the entire project (incl. individuals involved in the project in PD)

**Actual outlay in candidate person days (PD):**

PM:  ? Info for unfinished projects

PTM (with leadership of a sub team):  ? Info for unfinished projects

Cancel

Figure 6: Create project example 2

For this **complex project**, a **Complexity Sheet** and an **Executive Summary Report (ESR)** must be completed below.

Example 3: Project manager with 150 person days (PT) project management and 90 person days (PT) as project team member with leadership of a subteam in a **non-complex project**

Total outlay in person days (PD)\*:

For the entire project (incl. individuals involved in the project in PD)

**Actual outlay in candidate person days (PD):**

PM:  ? Info for unfinished projects

PTM (with leadership of a sub team):  ? Info for unfinished projects

Cancel

Figure 7: Create project example 3

For this **non-complex project** there is NO **Complexity Sheet** and NO **Executive Summary Report (ESR)** to be completed.

When **saving the specified projects**, the **specified person days** are automatically added up according to your specifications and a corresponding check is performed to ensure that you meet the required person days (PT) for pma/IPMA® Level B.

Summary (4 Projects)			
PM	PTM (with leadership of a sub team)	Total outlay complex projects	Total PD PM & PTM with leadership of a sub team
950 PD	140 PD	800 PD (540 PD required) ✓	1,090 PD (900 PD required) ✓

Figure 8: Total number of person days (PT)

**Step 2:** For all **complex projects** (including the project that you select for the report) with which the at least **540 person days (PT)** are achieved as the overall responsible project manager **complex projects**, **Complexity Sheets** must be filled in below and the **complexity value of at least 25** must be fulfilled in each case (see example 1 and example 2 above).

The following is an example of **Example 1** - with a requirement to perform a **complexity assessment** using a **Complexity Sheet** - illustrated below:

Project Nr. 1: testproject 1

Please note the following warnings for this project:

- The project is set as report project - you have to set the complexity via the complexity sheet.

Edit Project

Delete Project

Project performing company / customer:	testfirm
Project period:	2016/10 to 2018/09
Chosen project for the report:	Yes
Total outlay in person days (PD):	2,900
Complexity by complexity sheet:	<div>+ Create Complexity Sheet</div> <div>Please set the complexity for this project</div>
Executive Summary Report (ESR):	

Actual outlay in candidate person days (PD)

PM	PTM (with leadership of a sub team)
280 PD	-

Figure 9: Specification of complexity evaluation for project Example 1

The **evaluation of the complexity** of the project takes place according to **10 parameters** in a respective **4-level scale** (4 very high complexity ...to 1 very low complexity).

## Edit Complexity Sheet for Project undefined

This form is used for the assessment of the complexity of the project management in a project. Each parameter reflects a value regarding the 4 stages of complexity (4= very high complexity, 3= high complexity, 2= low complexity, 1= very low complexity). Please add a comment/description for each criteria.

Criteria	Description of the criterion				Value	Comment / Explanatory statement
	Significant Complexity		Limited Complexity			
	Complexity very high (4)	Complexity high (3)	Complexity low (2)	Complexity very low (1)		
<b>1. Objectives, Assessment of Results</b> Mandate and objective Conflicting objectives Transparency of mandate and objectives Interdependence of objectives Number and assessment of results	uncertain, vague many conflicts hidden very interdependent large, multidimensiona			defined, obvious few conflicts quite transparent quite independent low, monodimensiona		Ihr Kommentar
Rating	<input type="radio"/>	<input type="radio"/>	<input type="radio"/>	<input type="radio"/>		
<b>2. Interested Parties, Integration</b> Interested parties, lobbies Categories of stakeholders Stakeholder interrelations Power/Interests of involved parties	numerous parties many different unknown relations divergent interests			few parties few uniform categories few and well known relations comparable interest		Ihr Kommentar
Rating	<input type="radio"/>	<input type="radio"/>	<input type="radio"/>	<input type="radio"/>		
<b>3. Cultural and social context</b> Diversity of context Cultural variety Geographic distances Social span	diverse multicultural, unknown distant, distributed large, demanding			homogeneous uniform, well known close, concentrated small, easy to handle		Ihr Kommentar
Rating	<input type="radio"/>	<input type="radio"/>	<input type="radio"/>	<input type="radio"/>		

Figure 10: Section of complexity assessment incl. description

**Step 3:** For all **complex projects** (including the project that you select for the report), with which the minimum of **540 person days (PT)** are achieved as the overall responsible project manager of complex projects, **Executive Summary Reports** are to be created below.

The aim of the **Executive Summary Report (ESR)** is to provide the assessors with detailed information on the complex projects they have managed as project managers.

The following is an example of **Example 1** - a complex project with a degree of complexity of 26 - and the requirement to prepare an **Executive Summary Report (ESR)**:

Project Nr.: testproject 1

Please note the following warnings for this project:

You need to fill out an **Executive Summary Report (ESR)** for this project.

Edit Project

Delete Project

Project performing company / customer:	testfirm
Project period:	2016/10 to 2018/09
Chosen project for the report:	Yes
Total outlay in person days (PD):	2,900
Complexity by complexity sheet:	30
Executive Summary Report (ESR):	+ Create ESR   This project requires an ESR

Actual outlay in candidate person days (PD)

PM	PTM (with leadership of a sub team)
280 PD	

Figure 11: Example 1 with assessed degree of complexity > 25

The preparation of an **Executive Summary Report (ESR)** is based on the total budget, project objectives and results (Please note the separate presentation of the project objectives and project results), number of persons involved in the project team, number of suppliers, explanations of stakeholders and PM challenges for each project with which the required **540 person days (PT)** are achieved as **project manager in complex projects**.

Edit ESR



All complex projects (incl. the project on which you are writing the report), in which at least 540 person days as project manager have been attained. (PD as „PM“).

Total budget\*:

Project objectives and results\*:

500 characters remaining

Average number of people involved in the project team \*:

Number of suppliers\*:

Stakeholders - brief description of the relationship to internal and external stakeholders \*:

800 characters remaining

Brief description of your greatest challenges in the project and how you dealt with them, from the point of view of project management within the project and how they were managed. \*:

800 characters remaining

Cancel

Save

Figure 12: Creating an Executive Summary Report (ESR) for Example 1

## 2.4 Confirm and submit application

You have now completed the registration form. You will be informed about the currently valid payment modalities. Please read these carefully. You must agree to the terms of payment in order to complete the registration process.

The **current certification fees** can be found on the [website](#)

Furthermore, you have to select with the **"Yes/No"** button whether you agree or disagree with **"The publication of the first and last name on the pma and IPMA® website in case of successful certification"**.

Finally, you must agree that you have read and agree to "confirm the correctness of the data provided"; the provisions and guidelines of the imprint, the general terms of use, the data protection provisions, the right of withdrawal for consumers, the pma code of ethics as well as the rules of conduct; the consent or declaration of consent under data protection law to participation in the pma certification programme as well as the information on exercising the right of withdrawal - revocation instruction. By doing so you accept the terms and conditions and register bindingly for the certification exam.

#### Payment modalities and general conditions

- The outstanding invoice amount for IPMA Level B certification on 03/26/2019 is due 14 days from the invoice date without any deduction. [Price list](#)
- If the PM certification process is not completed one year after authorisation (not including resits) the authorisation will expire. In case of a new start of the PM certification process the full amount of the PM certification fee is to be paid.
- In case of withdrawal from the PM certification before admission, a cancellation fee of EUR 253.00 (= EUR 230.00 + 10% VAT EUR 23.00) will be charged as due; after authorisation the total fee is due.
- In case of the exam date being postponed, an administrative fee of EUR 253.00 (= EUR 230.00 + 10 % VAT EUR 23.00) will be charged (also in case of illness).
- In case of a postponement, the full certification fee will be charged for the original certification date.
- In case of a non-fulfilment of the requirements of the respective PM certification level or of a non-fulfilment of the requirements within 1.5 months respectively, an administration fee of EUR 253.00 (= EUR 230.00 + 10% VAT EUR 23.00) will be charged.
- In the event of a fail the candidate may resit the certification at the earliest 12 months after the failed attempt but no later than 18 months thereafter. In exceptional cases the assessors may shorten the resit period. A resit includes all components of the certification (report, workshop, oral exam and interview).
- The entire process has to be completed within 1.5 years after participation in the first exam. In case of a new start of the PM certification process the full amount of the PM certification fee is to be paid.
- To resit the PM certification as Senior Project Manager we will charge EUR 1,089.00 (= EUR 990.00 + 10% VAT EUR 99.00).
- For the issue of a second certificate we will charge EUR 16.50 (= EUR 15.00 + 10% VAT EUR 1.50).
- You will receive the invoice approximately 2 months previous to the certification date by post or e-mail. We reserve the right to exclude the candidate from the certification process if the invoice(s) is/are not paid.
- The pma/IPMA Level B certification is valid for 5 years. After this period a pma/IPMA Level B re-certification or, after corresponding experience, a higher certification according to pma/IPMA is possible.

#### Confirmation:

Upon successful completion of the certification your name (first- and surname) being published on the pma and IPMA® websites\*:

Yes No

☐ I approve the validity of the entered data

☐ I have read and approve the [terms and conditions of the imprint](#), the [general terms of use](#), the [privacy policy](#), the [right of withdrawal for customers](#), the [pma code of ethics](#) and the [behaviour rules](#).

☐ I have read and approve the [data privacy policy](#) and the [terms of participation](#) for the certification programme.

☐ I agree to the above mentioned payment modalities and general conditions and the certification procedure according to the [Info folder](#), I have read and approve the [conditions of withdrawal](#).

Submit Application

Figure 13: Completion of the registration process

Your registration will be confirmed by pma and subsequently checked. With your [Login](#) on the **pma website (pma Self Service Tool)** you can now track the current status of your registration and view, download and print details of your registration as a PDF file.

### 3 Payment modalities and general conditions

The application is binding.

#### Invoicing

The invoice will be sent approx. 2 months prior to your certification date via post or e-mail. We reserve the right to exclude candidates from the certification process for non-payment of invoices.

The **open invoice amount** for the pma/IPMA® Level B certification on the date of the registered certification date according to the registration is due **14 days from the invoice date without any deduction**. The current prices for the certifications can be found on the [website](#) (other prices may apply for groups).

#### Postponement, withdrawal, resit, additional certificate:

The **postponement fee** will be invoiced approx. **2 months before the new certification date**.

In case of a **postponement**, the **full certification fee** will be **charged for the original certification date**.

In case of each **postponement of the certification date** by the candidate, an administrative fee of EUR 253,00 (= EUR 230,00 + 10 % VAT EUR 23,00) will be charged (also in case of illness).

In case of **withdrawal after admission** to the certification, the full certification fee will be charged. In case of **withdrawal from the certification before admission** or if the application (after revision) does not meet the requirements for certification as IPMA® Level B Senior Project Manager, a fee of EUR 253,00 (= EUR 230,00 + 10% VAT EUR 23,00) will be charged.

To **resit the PM certification as Senior Project Manager** we will charge EUR 1.089,00 (= EUR 990,00 + 10 % VAT EUR 99,00).

For the **issue of a second certificate** we will charge EUR 16,50 (= EUR 15,00 + 10 % VAT EUR 1,50).

#### Deadlines during the process:

In the **event of a fail** the candidate may **resit the certification at the earliest 12 months after the failed attempt, but no later than 18 months thereafter**. In exceptional cases the assessors may shorten the **resit period**. A **resit** includes all components of the certification (report, workshop (in case of on-site-certification) or short role play (in case on online-certification), oral exam and interview).

The **admission expires**, if the certification (excl. resit) is **not completed within a year after the admission**.

The **entire process (incl. resit) must be completed within 1.5 years after participation in the first certification date**. In case of a new start of the certification process the full amount of the certification fee is to be paid.

The **pma/IPMA® Level B certification is valid for 5 years**. After this period a **pma/IPMA® Level B re-certification** or, after corresponding experience, a higher certification according to pma/IPMA® is possible.

**2 further options** are available during **re-certification**:

- 1.) **Change of certification level:** You have the option of renewing your certificate at a downgraded level, if you meet the respective requirements. If your certificate is renewed at a lower level, it may be re-certified further at that level. A change back to a higher level is not possible.
- 2.) **Change of domain:** Should you notice during your pma/IPMA® Level B re-certification, that your activities in the last 5 years are no longer matching with your chosen domain, a re-certification in the respective domain of your practical experience may be requested. Please contact the Certification Body at [zertifizierung@pma.at](mailto:zertifizierung@pma.at) concerning this. Your re-certification process will then include an half an hour interview by phone, during which you may outline your experiences in the new domain of choice.

## **4 Consent or declaration of consent under data protection law for participation in the pma certification programme (independent certification body of pma - Projekt Management Austria)**

I hereby declare my consent to the collection, storage and processing of my data within the framework of the admission procedure and my participation in the certification programme of pma (independent certification body of pma - Projekt Management Austria).

In particular, this includes the following information: Name, first name, maiden name, title, date of birth, place of birth, nationality, membership number, address, gender, identification number, private and business contact details (telephone number, e-mail address), details of my employer (including name, address and contact details of my employer), details of my qualifications (in particular details of projects, references, my CV) and details of my assessment of skills in accordance with the required documents, as well as details of references (confirmation of project activities by persons with company name, name, function, telephone number, e-mail address).

In all other respects the consent is valid for the data which can be seen from the registration forms and the documents of pma - Projekt Management Austria requested during the certification process.

I also declare my consent that my aforementioned data will be passed on to the assessors who are entrusted with my admission procedure for certification as well as with the implementation of my certification procedure. Furthermore, I consent to pma - Projekt Management Austria passing on my name (first and last name), the certification level and the number of my certificate to IPMA® (IPMA® International Project Management Association, <http://www.ipma.world>) for listing in the Database of Certified Professionals (<http://ipma.world/individuals/certification/database-of-certified-professionals>). In addition, I agree that pma - Projekt Management Austria will publish my name (first and last name) as well as the certification level of my certificate on the website of pma - Projekt Management Austria - in the category Certified Project Managers <https://www.pma.at/en/certification/certified-project-managers> - with a valid certificate.

Consent is given to pma - Projekt Management Austria (independent certification body of pma - Projekt Management Austria), Türkenstraße 25/2/21, 1090 Vienna, Tel.: +43 3192921 – 0, , issued as responsible.

I have been informed that I can revoke this consent for the publication of my data at IPMA® and pma at any time free of charge.

The revocation of my consent can be made by e-mail to [office@pma.at](mailto:office@pma.at).

In addition, I have been informed of the rights to which I am entitled, in particular my rights to information, correction and deletion of the data collected about me as well as my right to object to data processing and disclosure of the data.

My data which is collected during the admission procedure and my participation in the certification programme of pma (independent certification body of pma - Projekt Management Austria) will not be passed on to third parties (with the exception of the bodies named in this consent).

I am also aware that I am entitled to appeal to the responsible regulatory authority.

I declare that I voluntarily give this consent in accordance with the above information and explanations in order to participate in the admission procedure and certification programme of pma - Projekt Management Austria.

The candidate confirms that he/she has taken note of the [code of ethics](#) and will act accordingly as a certified Senior Project Manager (pma/IPMA® Level B) or as a pma member.

The candidate confirms that his/her details are correct and expressly consents to the electronic processing and storage of his/her data (personal data, examination documents, etc.) by pma and by bodies expressly authorised to do so by pma.

## 5 Information on Exercising the Right of Revocation - Cancellation Policy

You have the right to revoke this contract for (re-)certification registration within fourteen days without giving reasons. The revocation period shall be fourteen days from the date of conclusion of the contract. The revocation of an application for (re-)certification requires a new application for (re-)certification with all associated costs and deadlines.

In order to exercise your right of revocation, you must inform us of your decision by stating your name, address, telephone number and e-mail address in a clear statement (e.g. a letter sent by post, e-mail). You have the right to revoke this contract within fourteen days without giving reasons. You can use the sample revocation form linked in the imprint of the pma website.

## 6 Certification briefing

**Certification briefings are binding informative meetings for IPMA® Level B & C candidates**, at which the certification process (application/report/certification day) is discussed in detail. Certification briefings take place online as a webinar.

We recommend participating in the certification briefing prior to preparing the report.

- Briefing dates can be found on the pma website at [Events](#)



## 7 Report process

The report process is segmented into the following steps:

- Preparation and submission of the report to the assessor by the candidate via self service tool and
- Feedback on the report by the assessor, also via self service tool.

### 7.1 Report

- The candidate describes his/her own PM competences based on the STAR method and in accordance with the report structure (according to 7.3).
- We recommend the use of the PM methods and plans in the latest pm baseline. Please use **your project plans “as is”** for the report and if necessary address **any differences to the PM methods and plans** of the pm baseline.
- **Relevant explanations** regarding the PM plans are to be directly included in the plans in the report, as well as direct references to other/related PM plans, where applicable.
- The aim of the report is for the assessor to be able to evaluate the certification candidate's PM qualifications (knowledge and experience).

#### Criteria for the selection of a project for the report

Please select for the report exclusively

- the most recently completed
- complex (acc. to Complexity Sheet /  $\geq 25$  points) project
- in which you had continuous, sole and overall responsibility leading of the project.

Please note:

- The project must have been completed prior to submission of the application.
- The candidate has to make sure that the project performing company agrees with the project being used for the report (the corresponding confirmation is not required by pma).

#### Formal rules

- The report is to be prepared by the candidate herself/himself.
- The project description has to be clearly understandable for the assessors.
- Real, not fictitious: Project data can be anonymous but must not be modified.
- Additional PM plans can be attached in the Appendix – if useful.
- Selected competences will be discussed (perspective, people and practice competences):
  - Exactly the required number of competence elements has to be treated.
  - Each competence element according to the ICB4 competence element number has to be marked as a text heading and should be linked with the general table of contents of the report.

- The report is to be uploaded via the **self service tool** by the specified date:
  - File format & size: **PDF** or in the case of two documents as a zip file (using a Windows-compatible standard ZIP programme), max. 5 MB, font size 11, line spacing 1.5.
  - It must be ensured that the report can be printed in A4 format in black and white and is legible prior to submission.
  - A maximum of 2 documents will be accepted (report + 1 appendix).
  - The number of pages of the report (+ appendix) should not exceed **40 pages**.
  - For security reasons Excel and MS Project files are to be saved as pdf documents and only these pdf documents are to be used in the report or the appendix.

#### **Timetable**

- Upload via self service tool of the **complete** report **3 weeks at the latest** prior to certification day.
- Receipt of feedback from the assessor **1 week at the latest** prior to the certification date via self service tool as well.

## **7.2 Feedback on the report**

Only **full reports** which follow the guidelines mentioned in point 7.3 will be assessed. Following feedback from the assessor there is no need to upload a revised report.

## **7.3 Structure of the report for certification as Senior Project Manager**

The table below lists

- the necessary chapters
- a description of the necessary chapter contents and
- the required number of pages.

For guidance the relevant competence element according to the ICB4 is indicated.

Chapter	Contents	Number of pages
<b>Chapter 1:</b> Description of the project performing company	<ul style="list-style-type: none"> <li>Name and brief description of the project performing company or area of business respectively (4.3.2. Governance, structures and processes)</li> <li>Brief description of the customer</li> </ul>	1 page
<b>Chapter 2:</b> Brief description of the project	<ul style="list-style-type: none"> <li>Aims, contents, type and scope (relevance, complexity), general characteristics and background (4.5.2. Requirements and objectives)</li> </ul>	1 page
<b>Chapter 3:</b> Description & interpretation of the project in a short project handbook (PM plans)	<ul style="list-style-type: none"> <li>Project assignment (4.5.1. Project Design)</li> <li>Project environment – Analysis (4.5.12. Stakeholders)</li> <li>Project organisation chart (4.5.5. Organisation and information)</li> <li>Work breakdown structure (4.5.3. Scope)</li> <li>linked Project bar chart (4.5.4. Time)</li> <li>Project responsibility matrix (4.5.8. Resources)</li> <li>Project personnel plan (4.5.8. Resources)</li> <li>Project cost plan (4.5.7. Finance)</li> <li>Risk analysis (4.5.11. Risks and opportunity)</li> <li>Progress report (4.5.10. Plan and control)</li> </ul> <p>Any reflection on these plans is to follow in chapter 4</p>	10-13 pages
<b>Chapter 4:</b> Management challenges (general)	<p>The main chapter of the report should contain:</p> <ul style="list-style-type: none"> <li>Description of the PM challenges of each competence element based on the KCIs</li> <li>Number of competence elements for each competence area: <ul style="list-style-type: none"> <li><b>Perspective: 5</b></li> <li><b>People: 8</b> <b><u>of which “4.4.5. Leadership” is mandatory!</u></b></li> <li><b>Practice: 6</b></li> </ul> </li> <li>The competence elements should be discussed from the candidate's personal point of view according to the following structure: <ul style="list-style-type: none"> <li>Heading with KE number and designation and KCI number(s) <ul style="list-style-type: none"> <li><b>Situation &amp; Challenges</b></li> <li><b>Tasks</b></li> <li><b>Activities</b></li> <li><b>Results</b></li> </ul> </li> </ul> </li> </ul>	8-9 pages
<b>Chapter 5:</b> Summary	Management summary of PM challenges at the project, the lessons learned, as well as a short reflection and additionally the company's view of the project.	1 – 2 pages
<b>Total number of pages:</b>		<b>maximum 25 pages</b>
<b>Appendix</b>	<ul style="list-style-type: none"> <li>Possible alternative plans</li> <li>Relevant company or project documentation</li> <li>Minutes, reports, etc.</li> </ul>	maximum 15 pages

## 8 Certification day

### Requirements:

- Admission to the certification
- A completed report uploaded on time via self service tool

### On certification day the following certification steps take place:

- Workshop – for an “on-site certification”  
respectively  
short role play (negotiation sequence) – for an “online-certification”
- Oral exam – for an “on-site certification” or for an “online-certification”
- Interview – for an “on-site certification” or for an “online-certification”

**After completion of the (online-) certification, you will receive an oral feedback from your assessor.** There will be no additional written feedback (any queries should therefore be addressed directly to the assessor. If necessary, you can also make a note of this oral feedback).

**Identification with official photo ID on certification day.**

### Objectives of the certification day

- Completion of the certification
- Assessment of the candidate’s project management competence according to the ICB4 and the methods & processes of the latest pm baseline

### 8.1 Content of the certification day – for an “on-site certification”

- **Workshop**
  - Completion of PM tasks in teams
  - Role plays with different PM roles
  - Participants: 3-5 certification candidates, 2 assessorsDuration: 2 hours per 4 participants
- **Oral exam:**
  - Completion of a task & presentation using a flip chart (or similar), as well as further questionsDuration: 1.5 hours (incl. ½ hr. preparation time)
- **Interview**
  - Interview on the PM competences (perspective, people and practice competences) acc. to the ICB4 and the methods & processes of the latest pm baseline
  - Participants: 2 assessors, 2 candidatesDuration: 1.5 hours

## 8.2 Content of the certification day – for an “online-certification”

- **Oral exam:**
  - Questions concerning your knowledge of PM competencies (Perspective, People and Practice competencies) according to ICB4 and methods & processes of the latest pm baseline - in the form of an interview
- **Extended Interview**
  - Interview on the PM competences (perspective, people and practice competences) acc. to the ICB4 and the methods & processes of the latest pm baseline  
Short role play (negotiation sequence)

Participants: 2 assessors, 1 candidate

**Duration:**            **total 120 minutes (oral exam and extended interview)**

### **Video Conference Tool**

The online certification is done via a Video Conferencing Tool (MS Teams). You can join a video conference directly via PC, laptop, notebook or tablet without downloading the client.

Together with your invitation for online-certification you will receive the time schedule, the link and instructions for logging in.

The certification is not recorded by pma. Recording by the candidate is expressly prohibited.

**IMPORTANT:** please note that video and audio transmission must be guaranteed during the entire online certification in the video conference tool. The candidate must ensure that a stable internet connection is available during the online certification. The constant visibility and audibility of the candidate via video must be ensured for the entire online certification in order to evaluate it.

The following **requirements** are necessary **for an online certification** and must be provided **by the candidate**:

### **Headphones/microphone:**

Please test your audio equipment in advance so that our pma employee can understand you well. We recommend the use of a high quality headset.

### **Video:**

You will need a webcam or a camera from your PC, laptop, notebook or tablet to participate in the online certification. Please test beforehand whether you are clearly visible in the picture and remove objects from the background that should not be visible to our assessors.

## 9 Overall assessment

The overall assessment covers the entire certification process: report, workshop, oral exam and interview.

The candidate must demonstrate throughout the certification process that he/she masters at least 80% of the competence elements of the ICB4 for project management in complex project situations.

## 10 Assessors

The list of current assessors can be found on the [website](#).

.

Please go through the list: should you (due to a professional circumstance - e.g. competition, tender, etc. - not for personal reasons) have to rule out an assessor, please send notification of this, including justification, upon submitting your application:: [zertifizierung@pma.at](mailto:zertifizierung@pma.at)